

# Puget Sound Fly Fishers Newsletter

## Oct 2012



## "SRC OUTING"



David Lambroughton - " Another Season "

### The Leader Line

by  
Ned Krilich



Boy oh Boy...what a month it has been. We began September with a great presentation on fly-fishing for searun cutthroat by Chester Allen. Chester really got us all fired up to get out on the salt. Then Robert Gerlach led a number of our members off to the Yak for a water pontoon safety class. Dick Matthaehi had his best ever day fishing for Coho in Puget Sound... and that is really saying something. And, even your president managed to land a Coho from his new frameless pontoon.

For the past few months your board has been reviewing our club's insurance policy. This has been a tedious, uninspiring activity... that needed to get done. The end result is that we need to make a few changes. One of the things our insurance now requires is that each member signs a "hold harmless agreement". In lay terms what this means is – you take personal responsibility for anything that may occur while participating in PSFF activities and hold the club and its officers and directors free of any liability. We'll put this into action when you renew your dues for 2013.

We've got two great outings coming in October. The Gig Harbor Searun Cutthroat Outing occurs on

October 13 and then on the following weekend we are off to Lake Lenice on October 19-21 for a little Stillwater action. Be sure you sign up for these outings at our meeting on October 11. Details on both outings are in the following pages. Plus, we will have our saltwater fly exchange for those that have signed up with Paul Fournier.

I've heard there is some desire from a few members to have more river outings. If this is the case, then I'd recommend one you river guys volunteer to become our River Outings Guy or Gal! We might even consider a Lake Outings Chair and a Salt Outing Chair, instead placing this responsibility under single person. Just let know me or Steve Kokita know and we'll put into our 2013 planning.

I'd like to take a moment to personally congratulate our newly elected officers and directors for 2013. You will find a listing of our 2013 officers in this month's newsletter. I'd also need to recognize Ralph Fry, our treasurer, who has invested endless hours reviewing our insurance coverage and keeping us informed.

Again I'd like to encourage each of you to join us for dinner at our upcoming monthly meeting. It's thru your continued support of Tower Lanes that we are able to have access to the banquet room for our meetings. See you on October 11.

<b>INDEX</b> Calendar 14 Fly of the Month 9 FFF News 13 Hot Scoop 5 Leader Line 1	Officers 2 PSFF Education 6 PSFF News 2	<i>Our Next Meeting</i> <b>Thursday, Oct 11, 2012</b> 6:00 PM - 9:00 PM <b>Tower Lanes Entertainment Center</b> <b>6323 6th Ave.</b> <b>Tacoma WA 98406</b>	<b>Puget Sound Flyfishers News</b> Published monthly by: Puget Sound Flyfishers 5570 Broadview NE Tacoma, WA 98422  Mike "Gus" LaCombe, Editor w7co@hotmail.com 360-876-6742
--	---	--	---

**Puget Sound Flyfishers**  
**2012 Officers**

**President:**

Ned Krilich  
206.852.2520

**President-Elect:**

Michael Trask  
253-904.8999

**Vice President:**

Chuck Tye  
360.915.9438

**Secretary:**

Steve Saville  
253.927.4401

**Treasurer:**

Ralph Fry  
253.927.5363

**First Year Director:**

Paul Fournier  
206.972.2513

**Second Year Director:**

John Clark  
253.843.2514

**Third Year Director:**

Brian Knutson  
253.565.7638

**Ghillie**

Steve Kokita  
206.242-3613

**Librarian:**

Galen Hansen  
253.265.1544  
John Brett  
253.265.3870

**Raffle:**

Mike Koslosky  
253-514-8754

**Programs:**

Mike Hardouin  
253.588.9846  
Al Lind  
253.584.6361  
Bob Carlson  
253.863.5952

**Outdoor Activities:**

Steve Kokita  
206.242.3613  
Bill Fox  
253.845.8592

**Education:**

Robert Gerlach  
253.377.1796

**Membership Chair:**

Michael Trask  
253.904.8999

**Conservation:**

Carl Zarelli  
253.460.7752

**Legislation:**


Mike Clancy  
360.753.1259

**Web Site Editor:**

Paul Kauffman  
253.759.8385

# PSFF NEWS

PSFF will be taking orders for this beautiful calendar during the September 13, 2013 general meeting. The calendar retails for \$16.99; however, we have a one-time offer of \$12.50. So bring cash or check and sign up for 2014 Fly Fishing Dreams Calendar.



Produced via environmentally friendly processes, using chlorine free FSC-certified paper and vegetable-based inks, this beautifully photographed 12-month 12" x 11.5" wall calendar includes bonus double page featuring a 2014 calendar, as well as a section for important telephone numbers and January 2014 appointments. This wall calendar is produced in English format.

## 2013 Elected Officers and Directors

President:	Michael Trask
President-Elect:	Chuck Tye
Vice President:	Mike Koslosky
Secretary:	Steve Saville
Treasurer:	Ralph Fry
Year 3 Director:	John Clark
Year 2 Director:	Paul Fournier
Year 1 Director:	Robert Gerlach

the items that are not checked out to ensure that the items are not in the library with new cards or no cards. Please check your books and Dvd's to see if perhaps you have an item that you forgot to return. Many of the items are only a couple of months overdue; because of the picnic month without a regular meeting, and the fact that a number of folks were out of town fishing this past month, I am not overly concerned. Please bring any overdue items back at the next meeting.

## The lucky Raffle Winner!!!!

Ted Werner has won the Tiago Pontoon Boat, Fins and Pump during the September Membership meeting.



My able assistant, John Brett, will be moving into a new role in the club when officers change in the future. I am happy to report that Gordon Myers has stepped up to fill the assistant librarian position. Thanks for volunteering, Gordy.

## Library Report By Galen Hansen

As of the close of our last meeting we have 24 library items that are overdue. I feel that my assistants and I need to do a good inventory of

We will be putting the library away at the break before the speaker from now on. Please keep this in mind and do your checking in and out of materials early in the meeting. I usually get the library set up before 6:00 PM on meeting nights so there is adequate time to browse our inventory.

## Ladies Corner

By  
Beth Mason



### To Vest or not to Vest

How many times have you packed your life vest with your fly fishing gear only to never take it out of the car once you arrived to your fishing destination? So maybe you're at your secret lake, your fishing buddy isn't wearing his or hers, so why should you? After all, you have a solid float tube, and you can swim well, so what's the big deal?

Recently, a new fishing buddy (member of the King County Water Rescue Team), let me know that under no circumstances would I be allowed to fly fish anywhere, anytime, without a life vest. All with good reason when you look at the statistics.

Drowning is the second leading cause of unintentional injury death for children and teens ages 1 -- 17 in Washington.

WA Department of Health, Fatal Injury Data Tables, April 2011

In 2009, there were 103 unintentional drowning deaths to Washington residents of all ages; 14 of these deaths were of children younger than 18 years old.

WA Department of Health, Fatal Injury Data Tables, April 2011

The fatal drowning rate for Washington in 2009 was 1.5 per 100,000 population, higher than the national rate of 1.2 per 100,000 population in 2007 (most recent U.S. data available). Healthy People 2020 has a target drowning rate of 1.1 per 100,000 population by the year 2020.

WA Department of Health, Fatal Injury Data Tables, April 2011

So, when I put on my inflatable Cabela's life vest during a recent outing, I figured I would satisfy my buddy's requirements – NOT. I was sternly lectured that inflatable vests are not reliable (the air tubes can lose pressure through time), they can puncture easily, and if you slip and fall and hit your head, you may not have the where-with-all to pull the release.

Like many other fly fishing women, I find life vests uncomfortable, they make me look fat, and they are a burden. But, after doing some research, I discovered there

cont page 4 "Beth Mason"

## Washington Lakes According to Grandpa Bass



Mason County's **Aldrich Lake** covers 9.6 surface acres, reaches depths of about 26 feet and lies at 520 feet of elevation. Fish species known to me include planted rainbow trout and lots of small bluegill. I was exploring the lake from a canoe for largemouth bass but failed to find any.

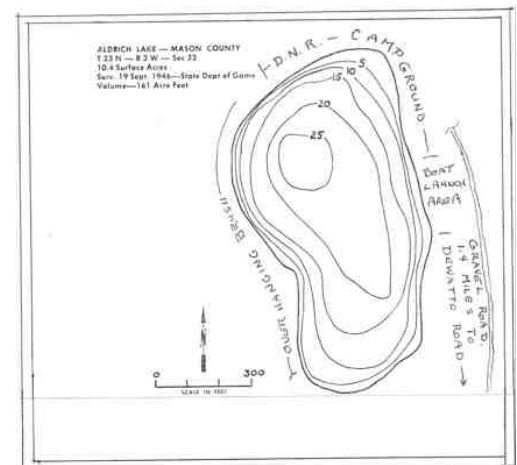
Public access is provided by the Washington State Department of Natural Resources. The access is located in the DNR campground. The boat launch area is for hand carried watercraft only. The campground provides picnic tables, fire pits and pit toilets.

To get there from Belfair, exit Highway #3 onto Highway #300 west for about 3.7 miles to the Belfair-Tahuya Road. Turn right up the hill for 4.1 miles to sign pointing to Collins Lake. Turn left for 3.5 miles to N.E. Dewatto Road. Turn right for about 3 miles to sign pointing to Robbins and Aldrich Lakes. Travel rough gravel road for 1.4 miles to Aldrich lake DNR campground.



Boat Launch

Topo Map



#### Editors Note:

"Washington Lakes According to Grandpa Bass" is provided by an accomplished Bass Fisherman as well as a published Outdoor Writer. Bob has compiled a complete list of Washington Lakes which he has personally fished and graciously agreed to share with PSFF. Look for a new lake each month.

## Reports From The Beach

by  
erin roach



Beach fishing is no small task, or maybe it is?

Here are a whole bunch of small things I have learned over the past year that has made beach fishing more enjoyable

1 When changing flies, always take the one that was in the salt water and put in the brim of your hat and let it completely dry before putting it back in your fly box. Wet flies with salt water when put into a closed compartment can not only ruin your flies but will make a mess of other flies nearby in your fly box as well.

2 Use a 2 finger stripping glove to avoid getting calluses and cuts along your stripping fingers. You can find them in any fly shop. If you don't want to spend the money then band aids or tape works just as well.

3 The magic of 5 hour energy, Even if you are not like me and have to get up at 5 am every weekday to commute from Gig Harbor to Bellevue, and you are mostly brain dead to go fishing on Saturday morning. I can't recommend using five hour energy enough, It beats coffee and keeps you on the water much longer, than when you have to drink coffee in the morning.

4 Even if you know a beach well enough to know where a seam is going to appear when the tide moves, always fish the area where the tide is moving through that is producing that seam forming around a point or trough of land. The fish are moving with the tide towards those bait trap areas anyway, and often you can overlook good water by moving directly to the most popular well know spots. I caught several cutthroats at South Worth by working the boulder strewn areas before making my way out to the point over the past 2 weekends where everyone seems to go to right away.

5 Many of us have heard different opinions from various fisherman about whether a certain beach fishes better on the incoming or outgoing tide. All I know is that fishing is better when the tide is moving. What I try to do is examine a beach at low and high tide to figure out where the fish are going to be during both incoming and outgoing tides. If you look at the

beach near the town of Victor, for example, near the power lines, at low tide, all of the boulders and oyster shells are up higher towards the top of the shore line and it is very muddy out towards the power lines. Thus I have noticed that when the tide comes in it pushes all of the bait, krill, worms, ect., up into the cobble stone boulder strewn areas.

6 Polarized sun glasses are a must for being able to spot fish and see your fly move in the water.

7 When arriving at a beach and seeing other fisherman there first. try and find out what direction they are moving in and follow in behind them and move in the same direction as matter of courtesy, Always give other fisherman plenty of room when casting.

9. Hang out at fly shop and bring them plenty of beer. I have found at least a dozen places to fish that I have not gone to yet as a result of hanging at the Gig Harbor shop, Orvis, and Puget sound fly company.

10 Be friendly with other anglers and share knowledge and flies. I have learned a ton about different beaches and places to fish from other people, just by talking to them at beaches.

Here is this month's fly:  
The wooly head sculpin  
(photo from of the gig harbor fly shop web page)



It is always part of my core assortment in my fly box, I always have at it in size 4 to 8. Usually fished best in shallow water.

<http://gigharborflyshop.blogspot.com/2011/09/puget-sound-fish-food-sculpins.html>

---

cont from page 3 "Beth Mason"

are many life vests designed especially for women. After less than 10 minutes researching on the Internet, I found a vest put out by Fishpond that appears ideal for comfort, style, and most important safety (it passed my buddy's inspection).

This article is not meant to address the many types of vests, PDF levels, styles, etc. There is enough information on the Internet to satisfy your questions. The important message is to take some time to do some research and buy yourself a good quality life vest that fits you AND WEAR IT!

Your safety is most important. See you on the water.



# Hot Scoop

## Classifieds

### **Winter Fishing Jacket.**

Cabela's Goretex Hooded Jacket with no drip sleeves.

Size XL Reg. Very Good Condition.

Was \$150 new. Asking \$75.

Call Mike L (Gus) 360-710-8024



Lo and behold, the owner of the floating tent I sent you a few weeks ago must have re-financed his home. Checkout his upgrade!

Mike K.



## **Bellevue Outing**

On Saturday night, November 10, from 6:00PM - 9:00PM, we will host our Annual Fly Fishing Club Night. It's our way of thanking all our local fly fishing clubs and their members for their support through this past year. We will have food and wine as well as 20% off everything and anything (except sale merchandise) in the store! This is a great opportunity to pick up your holiday gifts as well as hobnob with your fellow club members!

Leland Miyawaki  
Orvis Bellevue  
10223 NE 10th St  
Bellevue, WA 98004  
4225-452-9138

<https://www.facebook.com/Orvis.Bellevue?ref=ts>

## **NEW MEMBERS**

Walter Hodges  
Bob Weinberger



## **PJ'S TIPS**

Tying Tip - Where the heck is that bead?

Tyers use all sorts and sizes of beads. Metal ones for bead head patterns, colored ones for heads as well as bodies. We use various metal eyes as well. Costco will give you all the film cans you want for free. Use the clear ones to store these small items and glue an example on the lid for identification. Some of us can still see well enough to see what's inside the canister without a sample on the lid but maybe you can't? If you're careful not to knock them over you can use a leather punch to put a hole in the lid so you can just shake one out when needed; most times they won't spill out when knocked over unless the canister is really full. It takes about 6 bags of beads to fill a canister half full.

## **Pontoon Safety Class on the Yakima River**

On September 18<sup>th</sup> we traveled to the shores of the Yakima River and eight of us met at Red's Fly Shop to participate in a Pontoon Safety Class. Joe Rotter was lead guide on this adventure backed up by Greg, and I admit I didn't catch his last name. We began by discussing how to plan your float, the most important thing is to choose a land mark 3/4's of the way through your float. Which by the way I missed on the way down the river ;-))) sorry guys!

We spent the next hour discussing pre-launch preparation; Joe likened it to a pre-flight check of an airplane by the pilot. Great advice Joe! Then he moved into several different tactics in maneuvering our personal water crafts.

We finally pushed off, for several of our group, the first time on moving water. After about a half mile of river we pulled over for continued education. Joe went into proper etiquette on the river and started on how to present the fly in a dry situation. We then broke up into 4

# PSFF EDUCATION



## PSFF Class Schedule

Tube Fly Class: November 10, 2012, 9am till noon, at Tower Lanes. If you do not have a tube fly adaptor you will need to purchase one prior to the class. A material list will be emailed to those individuals who sign up for the class. The signup sheet will be available turning the October's general meeting or you can email the instructor (Mike Trask) at [seattletrask@gmail.com](mailto:seattletrask@gmail.com) to reserve a spot.



## **ANOTHER SEASON**

British Columbia's David Lambroughton grew up in the Bay Area in California and as soon as he graduated from San Jose State in 1973 he hit the fishing trail and guided anglers in Northern California on Fall River, the Deschutes in Oregon, Alaska, British Columbia, Idaho, and out of West Yellowstone for a number of summers. Since the mid 80's he's made his living with writing and photography and his words and photos have appeared almost everywhere over the years. Since 1988 he has published his own calendar, FLY FISHING DREAMS, that is sold worldwide.

His show, ANOTHER SEASON, will focus on the places he loves most; British Columbia, Montana, and his winter home for more than 30 years, New Zealand. You'll see the best waters of each, from N.Z. Spring Creeks to the best trout and steelhead rivers of B.C. For the traveling anglers, you may wish to bring a notepad. The photo galleries on his website: [DavidLambroughton.Com](http://DavidLambroughton.Com) will give you an excellent example of the quality of his camera work.

cont from page 5 "Pontoon Safety Class"

toons apiece and started frog jumping each other down the river coming together for more casting and presentation lessons.

Bill Wheeler had to bug out early, no pun intended so

Joe, Greg and Bill pulled out 3/4's of the way down the drift and the rest of us kept floating down the river, some fished their way down. Like I mentioned earlier I missed our landmark and kept pushing down river saving the miracle mile for the Golden Hour. Next thing I knew I saw my truck at our

Cont on page 7 "Pontoon Safety Clas"

### **HOW TO JOIN THE PSFF YAHOO GROUP.**

To receive and post to the PSFF Yahoo group you must first sign up as a member of Yahoo if you're not already signed up.

In your browser search for or go to Yahoo.com and look for the button asking if you want to join Yahoo. Click on the button and follow the instructions to join Yahoo. You will need an email address, a user name, and a password. Remember these as periodically Yahoo will ask you to use them to resign in.

Once you are a member of Yahoo look at the top of the Yahoo page and find the search box. Enter PSFF in the box and press the 'Search' button. There will be a number of results as PSFF is used by several entities. Scroll down though the list until you find Puget Sound Fly Fishers. Select the Puget Sound Fly Fishers and Yahoo will take you to the group site. You will notice a small box that asks you if you want to join the PSFF group. Select (yes.)

Another page will open up seeking your sign in information for the PSFF group. This information is separate from the information you entered for Yahoo itself. There will be a box for you to enter a short message telling the moderators why you want to join and basically who you are. Again you will be asked to select an email address where the PSFF group messages are sent.

You will need to select whether you receive individual messages or a Daily Digest. I suggest a daily digest but you can change this selection at any time later. At the bottom of the page you will have to enter, repeat, a displayed code of mixed letters and numbers. When you have done this go down to the bottom right and select 'Join'. You are done.

All new members are on a moderated basis and unable to post until approved by a moderator to help prevent SPAM and malicious posting. One of the moderators will handle your status usually within 24 hours.

## Proposed 2012 PSFF Outings

By Steve Kokita

Here is what I've come up with so far for our club outings. I want this year to be filled with fun fishing trips and outings. Hopefully the weather will cooperate for the season's kick-off awesome outing at Park Lake. This has been the highlight outing for Kerri and I as this will be our fourth time. A few years ago there were 70+ attending, fishing, drinking, eating, golfing, BS'ing and just plain having a great time! I have some new thrills in this year's Fly Tie Challenge...If you have any other ideas or suggestions about possible outings, let me know.

Oct	SRC/Coho outing "Dick K" Oct 13. See attached article
	Lenice Outing: Oct 19-21
Nov	SRC/Chum outing "Dan C" -date, location TBA
Dec	??

Other outings still in the planning stage are Pass Lake, Lone Lake, Munn Lake-day outings, and maybe some rivers. Updates or additions will be posted on the Yahoo site and our newsletter.

## LENICE OUTING

### October 19-21

By Steve Kokita

Here's your chance to join us fishing some of Eastern Washington's premiere selective trout lakes. Lake Lenice, Nunnally, Bobbie & Merry are all within a 15 minute drive from the Vantage Riverstone Resort. This time of the year the water temps drop and the trout know winter is around the corner and it's time to put the feed bag on! Fly selection like leeches, buggers, nymphs, chironomids and even a chance at some dry fly action are all good choices.

There will be a club sponsored pot luck dinner Saturday evening at the resort after the evening bite. The menu and food items members will bring will be figured out later. We will need some volunteers to bring their BBQ's. There are rooms with a micro wave and a small refrigerator, RV hook ups, two houses and tent camping available at the resort. For the hardy souls, you can camp for free at the lake parking lot....brrrrrr! Kerri and I are staying in a room at the resort Friday through Sunday.

The resort has once again graciously agreed to give our club a discount on the rooms whether staying one night or two. When making your reservations, you need to mention, "PSFF or Puget Sound Fly Fishers" to get the discounted rate. There are two restaurants at the resort but the hours open are limited during the off season. Keep an eye on our PSFF web site for additional information. Hope you can join us!

Vantage Riverstone Resort 509-856-2800

---

Cont from page 6 "Pontoon Safety Class"

pull out. I attempted to warn the other tooners of my mistake but we all ended up at the take out about an hour early. Sorry guys.

All in all this was an excellent refresher course for me and for several the first time on moving water in their

toons. Thank you Joe and Greg, Great class.

To those of you that missed it and are interested, we could have a Toon class once the fishing opportunities die down a little.

***First Annual Gig Harbor Beach Fly Fishing  
Extravaganza Outing  
Sea Run Cutthroat and Silver Salmon  
October 13, 2012 Saturday Afternoon  
by Dick Kuykendall, Absentee Gillie***

This is billed as an Extravaganza Outing because it will be a unique, spectacular fly fishing event being held right here in our backyard fishery on the Gig Harbor Peninsula, home of some of the best Cutthroat trout and Silver salmon fishing anywhere. Here's what makes this event different from most all other PSFF sponsored outings:

- Three (3) Beach Venues have been selected and will have well experienced fishers at each serving as your Go-to guys. They will be there to help you with tips and pointers for finding hot spots, casting techniques and to answer your questions. Beaches selected include those at Purdy, another near the Tacoma Narrows Bridge and, the favorite of Erin Roach, Olalla near Al's Market.
- Fish one, two or all three. Just keep moving until you find the action.
- Fish both for Cutthroat trout and Silver salmon
- Billed as a beach event all can participate in, members with boats are welcome, too.
- Saturday was selected as the best day of the week for everyone, and the afternoon was targeted on this date for fishing the incoming tide.
- Kickoff will take place at the infamous The Floatation Device Pub & Grill in Purdy at 11AM. Try their Burgers. President Ned Krilich is this Dutch-treat lunch gillie. Bring your favorite SRC or Silver fly for the drawing. Paul Elsberry, highly recognized local expert fisher will be on hand to share a few minutes of his experiences. Trick question is, "What Video did he star in?" Hurry to the club's library and see if that video is available. He'll tell you the name of the video during the outing lunch.
- Take-off time is 12:00PM to the beach of choice or assignment by our esteem "Boss". Return to the "Float" at high tide, around 4:00PM for reporting your action and socializing.
- This outing is billed as the first annual event of its type. So, for those of you unable to join in on this year's fun, you'll have another opportunity next year! And so on, and on, and on.

Some of the best experts on fishing these and other beaches are at area fly shops. All the gear and tips you need are found there. Check out their Miyawaki

Beach Slider for topwater fishing and sculpin, sand lance and smaller herring patterns, too. And don't forget to check out some books and videos in the club's library! But, most importantly, be sure to mark your calendar now and attend this exciting, fun outing.

Sign up for the Extravaganza at this month's General Meeting. Already around 20 members have said they will be there. I recommend you re-read Reports From The Beach article by Erin Roach in last month's newsletter. He has offered many tips for catching these great fish...right here in our backyard. So, get ready to hit the Salt, Saturday, October 13 following

**2 FLY ON THE YAKIMA RIVER** – This past weekend, I had the privilege of volunteering for an event that is sponsored by Project Healing Waters which was conducted by Chuck Tye and Jerry Dashchofsky, two gentlemen dedicated to the healing of our wounded warriors. Both preform incredible jobs. Chuck does the speaking at the event and Jerry does the cooking. Did I say – both perform incredible jobs. Jerry is the cook of cooks. Meals you wouldn't want to miss. This year there were 19 boats that floated the Yakima River with 19 volunteer guides and 19 referees along with the vets. They are allowed 2 flies to fish for the big prizes, and if they lose the 2, they may buy another. There was tension in the air with threat of lightning, along with the dense smoke from forest fires, but the Navy must go on – oops – I meant Army and Marines. The fly fishing community should be proud of being a part of this event; I think the vets had a great time. For a moment, our Dave Alberts was awarded the big prize for the largest fish (18.5"). Dave's award was a custom fly rod and reel made by one of the retired Marines (jarhead) that attended. It was a beautiful award. However – it was learned that there was a vet that landed a bigger fish (19") and the paper work didn't get through (oops). Chuck said we will get that vet a rod and reel. Well, before the evening was over, our David stepped forward and presented his rod and reel to the vet that landed the 19" fish. What a class act by our David. This my friends is why we can be proud that we are members of the fly fishing community. Fish On.

Mike Clancy

**NW Youth Conservation and Fly Fishing Academy** – Once again I would like to remind folks of this incredible opportunity for our 12-16 year old boys and girls to learn about our great sport of fly fishing and conservation. Our club (PSFF) will sponsor one youth and the Bruce Ferguson will sponsor 2 youth. So if you have a grandchild, neighbor, son or daughter that would like to learn our sport, have them write an essay on why they would like to attend and they will need a letter of recommendation from their school counselor or science teacher. The Academy next year is the last week of June. June 23-29, 2012 at the Grinwood Community Center on Hicks Lake in Lacey WA. We are on Facebook with lots of pictures and applications on our website – [www.nwycffa.org](http://www.nwycffa.org) or you can call me at 360-753-1259. Mike Clancy – Co-Director



# Fly of The Month


## Tube Flies

### Materials:


Starter Tube Tool is approximately \$25.00. The Premium Tube Tool uses the same body, but with two machined, tapered mandrels, .041" and .062" diameter and is approximately \$45.00.



Create tube flies of any length up to 5 inches. Cut to desired length, and then finish ends as you like. Large Tubing (1/8") or Small Tubing (3/32") diameters. Size Large includes 24" Micro tubing for nesting the hook. Micro Tubing 1/16" outside diameter tubing will fit on the HMH .041" dia. Pin/mandrel. Cut to any length to tie nymphs, terrestrials and micro streamers. Take hooks as small as #16 or #18 (Small: Cut to Length tube shown at left for comparison). Nests perfectly with our Poly, Hybrid and small Hook Holder tubing (see below). Micro tubing is sold in 36 inch coil. The cost for tubing is approximately \$5.00 per



Cones and Heads: \$7.00 to \$10.00



Uni Fine Clear Mono Thread (\$2.00)

Angel Hair Cotton Candy (Pink) (\$3.00)

Angel Hair Pearl (White) (\$3.00)

Light Pink Crystal Flash (\$4.00)

You should get about 20 to 25 flies out this material. Most important....Trash can...when working with this material. This stuff is messy!



Step 1



I have pushed a Spirit River Cross-eyed cone  $\frac{1}{4}$ " nickel onto the Micro Tubing. I do this to determine the length of the tube, when to tie the fly, and make sure the cone is the correct size.

Step 2



Cut the tubing approximately  $\frac{1}{2}$ " long and burn the end of the tubing with a lighter. Do not burn the front or you will not be able to tie the fly. Take a marker and mark just behind the cone. That is where you will tie in all the material.

Step 3



Place your tube fly tool in your vise. The brass screw needs to turn freely. Place your mandrel in the micro tube and insert it into the tube fly tool. The end you burned will have a slight bump and it will rest just behind the chrome ring.

#### Step 4



Take a small amount of pearl angel hair and tie it in at the mark you made on the tube. I have laid it flat because it will be folded back. Turn your vise upside down and tie the couple of strands of pink crystal flash then tie in the pink angel hair.

#### Step 5



Pull everything evenly back and make several wraps to secure the material. Whip-finish the fly.

#### Step 5a



Take it out of the tool and it should look like this. You can see the different colors in the fly.

#### Step 6



Push on the cone head as far back as possible. You will have a little extra tube on the front. If it is too long, trim. Take a little and burn the front of the tube. It will create a lip to secure the cone head.

## Step 7



Cut a small piece of hook-tubing and slip on the micro tubing. UV Epoxy behind the cone and add pasted eyes. I use a small needle to accomplish this task.

Your finished fly should look like these. After they have been chewed on by several fish, they just get better. This picture depicts a new fly at the top and a used fly at the bottom.





# FFF EVENTS



## FFF Events in 2013

Oregon Council Federation of Fly Fishers

Northwest Fly Tyers Expo

Next year this great show, the Northwest Fly Tyers Expo, will be held again in Albany, Oregon. Friday and Saturday, March 8 & 9, 2013. Plan to attend.

---

Washington State Council of the Federation of Fly Fishers

Washington Fly Fishing Fair

Also next year, the Washington State Council will bring you the Washington Fly Fishing Fair in Ellensburg. Friday and Saturday, May 3 & 4, 2013. Don't miss this one, it is a great event!!!!

---

The Federation of Fly Fishers International Fly Fishing Fair will be held in West Yellowstone, MT.

This will be a FALL gathering, September 24 - 28, 2013.

**Fishing Report Provided by**  
*The Gig Harbor Fly Shop*

Thusfar, September of 2012 has been an interesting month for Western Washington anglers. On the positive side, far more silvers have been hanging out in the Sound, awaiting rain to prompt them into running up the rivers. Under normal September conditions, more regular intervals of rain would send pulses of fish to their natal streams but the lack of significant precipitation has been keeping them out there. While it is true that these fish tend to exhibit some characteristic "lockjaw," they can still be enticed to bite at times and smaller, sparser flies like Hotwire Comets can produce. The lack of rain has also consequently kept the numbers of fish in the rivers down. Expect LARGE pulses of fish as soon as we get our first real downpours.

Sea run cutthroat fishing has been excellent and should remain strong throughout October. We have caught some of our largest fish of the year as incidental catches while fishing for coho. It may seem difficult to tear yourself away from salmon fishing while they are around but checking out your favorite cutthroat beach might be a pretty good idea.

Expect chum to begin showing up soon and get the 8 weights ready for a tussle. River fishing will improve as the water levels rise after the rain.

-James Harrington

# PSFF CALENDAR

SUN	MON	TUE	WED	THUR	FRI	SAT
	OCT 1	2	3	4	5	6
7	8	9	10	11 PSFF MTG	12	13
14	15	16	17	18 PSFF BD MTG	19	20
21	22	23	24	25	26 NL Articles Due by 5pm	27
28	29	30	31			

				NOV 1	2	3
4	5	6	7	8 PSFF MTG	9	10
11	12	13	14	15 PSFF BD MTG	16	17
18	19	20	21	22	23	24
25	26 NL Articles Due by 5pm	27	28	29	30	



Check for Newsletter Article Deadline Date.  
Remember articles can always be submitted early.



## Puget Sound Flyfishers

Club was founded in 1956 and has a long and proud history of involvement, action, camaraderie, and fun. The club's website is located at [www.psff.org](http://www.psff.org)

### Aims and Purposes of the Club are:

1. To improve and encourage the sport of flyfishing by social, educational and political means.
2. To encourage flyfishing and other selective fishing techniques as a means of conservation and increasing fishing opportunity.
3. To encourage the conservation, enhancement of sport fishing.
4. To promote "Sportmanship" in all aspects of club and individual activity.
5. To aid in the eradication of pollution and other practices destructive to fisheries.
6. To actively assist and encourage the public to become flyfishers, and to adopt the club's philosophies.

**General Membership Meetings** are held on the second Thursday of each month (except August). These meetings are for social, entertainment and educational purposes.

**Educational Activities:** The club offers classes and instruction in fly fishing, fly-tying, fly-casting and rod building. The club has an extensive library of books and videos. The club sponsors an annual Spring Clinic to promote flyfishing.

**Outings:** The club organizes monthly outings to various lakes, rivers, and estuaries. Experienced ghillies provide expert information and instruction on how, when and where to fish.


**Conservation Activities:** The club has a long and proud history of encouraging flyfishing (and other selective fishing techniques) as a means of conserving and increasing fishing opportunities. The club is active in many of the important conservation issues of the day and in helping to fund local conservation projects.

**Membership / Dues:** Membership is open to anyone 18 or over. Dues are \$40 (Family \$60) per year plus a one time (\$10 Initiation Fee) per member.

**Affiliations:** The club is an active member of the Washington State Council of the Federation of Fly Fishers

---

Puget Sound Flyfishers  
5151 Independence Pl SW  
Port Orchard, WA 98367



ADDRESS CORRECTION REQUESTED